(a)

Gal(β1-4)GlcNAc(β1-6)
|
Gal(β1-4)GlcNAc(β1-3)Gal(β1-4)GlcNAc(β1-6)
|
Gal(β1-4)GlcNAc(β1-3)Gal(β1-4)Glc

+ Fuc(α1-2) × 2 + Neu5Ac(α2-3)

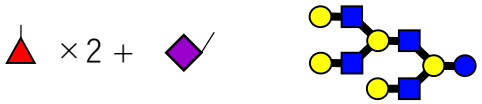

Gal(β1-4)GlcNAc(β1-6)
|
Gal(β1-4)GlcNAc(β1-3)Gal(β1-4)GlcNAc(β1-6)
|
Gal(β1-4)GlcNAc(β1-3)Gal(β1-4)Glc

+ Fuc(α1-2) × 2 + Neu5Ac(α2-6)

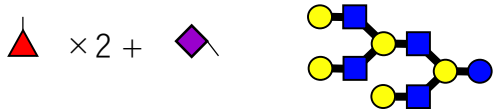

Gal(β1-4)GlcNAc(β1-6)
|
Gal(β1-4)GlcNAc(β1-3)Gal(β1-4)GlcNAc(β1-6)
|
Gal(β1-4)GlcNAc(β1-3)Gal(β1-4)GlcNAc(β1-6)
|
Gal(β1-4)GlcNAc(β1-3)Gal(β1-4)Glc

+ Fuc(α1-2) × 3 + Neu5Ac(α2-3)

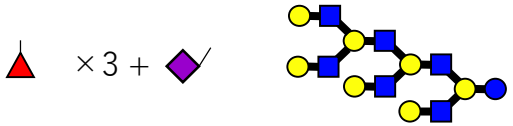

Gal(β1-4)GlcNAc(β1-6)
|
Gal(β1-4)GlcNAc(β1-3)Gal(β1-4)GlcNAc(β1-6)
|
Gal(β1-4)GlcNAc(β1-3)Gal(β1-4)GlcNAc(β1-6)
|
Gal(β1-4)GlcNAc(β1-3)Gal(β1-4)Glc

+ Fuc(α1-2) × 3 + Neu5Ac(α2-6)

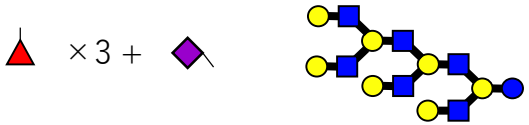

(b)

Gal(β1-4)GlcNAc(β1-6) Gal(β1-4)GlcNAc(β1-6)
| |
Gal(β1-3)Gal(β1-4)GlcNAc(β1-6) |
| |
Gal(β1-3)Gal(β1-3)Gal(β1-4)Glc

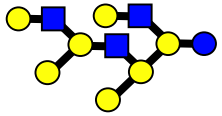

Gal(β1-4)GlcNAc(β1-6)
|
Gal(β1-3)Gal(β1-4)GlcNAc(β1-6) |
Gal(β1-4)GlcNAc(β1-6) |
| |
Gal(β1-3)Gal(β1-3)Gal(β1-4)Glc

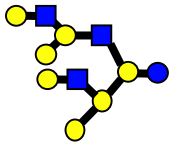

Fig. 15